



**Introducing NEW  
care updates for BrightSafe**







1

## CQC responsibilities navigator

A new Care Quality Commission (CQC) category in the responsibilities navigator has been launched to provide more support to our care clients.

This new category contains 64 responsibilities, all relating to CQC and covering aspects from safeguarding to protection from harm and much more.

Our responsibilities navigator helps you schedule and keep track of your key line of enquiry responsibilities, making you more compliant than ever in the care sector.

To access this, firstly click on the 'responsibilities' tab and select 'CQC (England Only)' from the drop-down list. This will display your CQC responsibilities to support you with the key lines of enquiry.

The screenshot shows the 'brightsafe' web application interface. At the top, there's a navigation bar with links: Dashboard, Risk Management, Documents, Employees, Tasks, E-Learning, Accidents, and Responsibilities (which is highlighted). Below the navigation bar, the 'Responsibilities' section is active. It features three tabs: 'Select responsibilities' (active), 'Create responsibilities', and 'Assign tasks'. Under 'Select responsibilities', there are two radio buttons for 'Type of responsibility': 'Statutory responsibilities' (selected) and 'Bespoke responsibility'. Below this, a section titled 'Choose statutory responsibilities' contains a dropdown menu for 'Category' with 'CQC (England Only)' selected. Underneath, there are two expandable cards for 'CQC (England Only)'. The first card is titled 'Additional Health And Other Risks Such As From Smoking Habits' and contains the text: 'These are assessed on an individual case-by-case basis. Appropriate risk management plans are put into place based on the risk assessment.' and 'Compliance'. The second card is titled 'Addressing Concerns' and contains the text: 'The policy shows people (service users, staff and others) how to address and report safeguarding concerns. Policy should show what people should be doing when they come across situations in which service users are being harmed or are at risk of being harmed.' and 'Compliance'. On the right side of the interface, there's a sidebar with a photo of a woman talking on a phone and a text box that says: 'Need help with understanding your health & safety responsibilities? Call the Health & Safety Advice Line on 0844 728 0251 (select Option 2).'.





2

## Risk assessment templates

The updates also include a suite of care specific risk assessments, ready for you to use in the risk assessment library.

These can be found by selecting the 'risk management' menu, clicking on the 'library' and typing 'care' into the search bar.



The screenshot displays the brightsafe web application. The top navigation bar includes links for Dashboard, Risk Management, Documents, Employees, Tasks, E-Learning, Accidents, and Responsibilities. The main content area is titled 'Risk assessments' and features a 'Create risk assessment' button. Below the title, there are tabs for 'General (75)' and 'Library (655)'. A search bar is present with the text 'care' entered. The search results are displayed in a table with columns for Title, Reference, and Category. The table lists various risk assessment templates related to care, such as 'Infection Control', 'Aggressive and violent service users', and 'Care - Enhanced primary and communit...'. Each row includes a three-dot menu icon for further actions.

Title	Reference	Category
Infection Control	CRA340	Care
Aggressive and violent service users	CRA180	Care
Bathing or showering a service user	CRA080	Care
Bus and car trips organised by the home	CRA250	Care
Care - Enhanced primary and communit...	CRA510	Care
Care - Administration and recording of ...	CRA360	Care
Care - Blood Borne Virus	CRA370	Care
Care - Delivering medication to a Patien...	CRA460	Care
Care - Dementia care Management	CRA520	Care

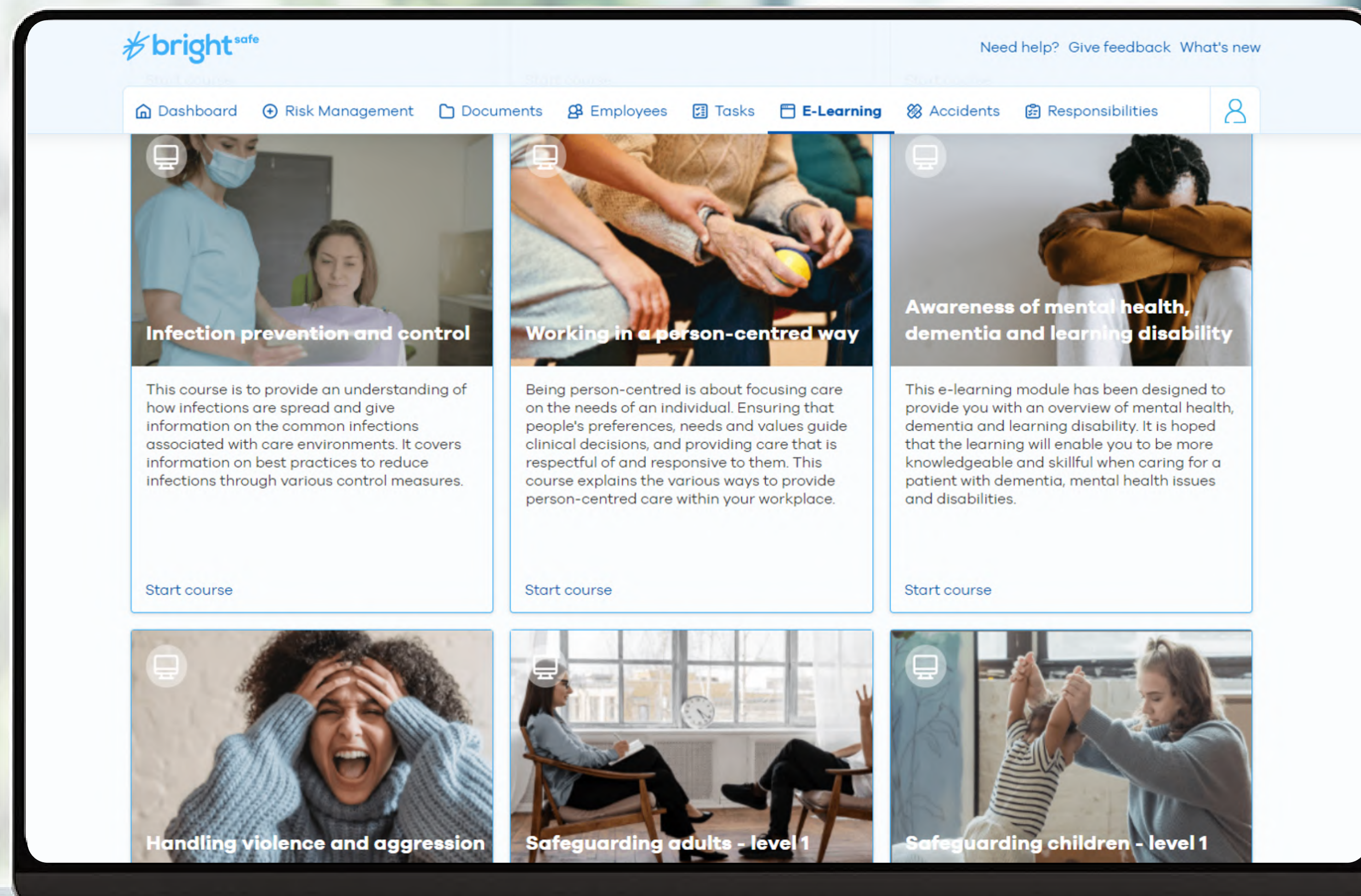





3

## Exclusive e-learning

Six new care specific elearning modules are also available for you and your employees to utilise and help you become more compliant. Select 'elearning' and they will be listed for you.





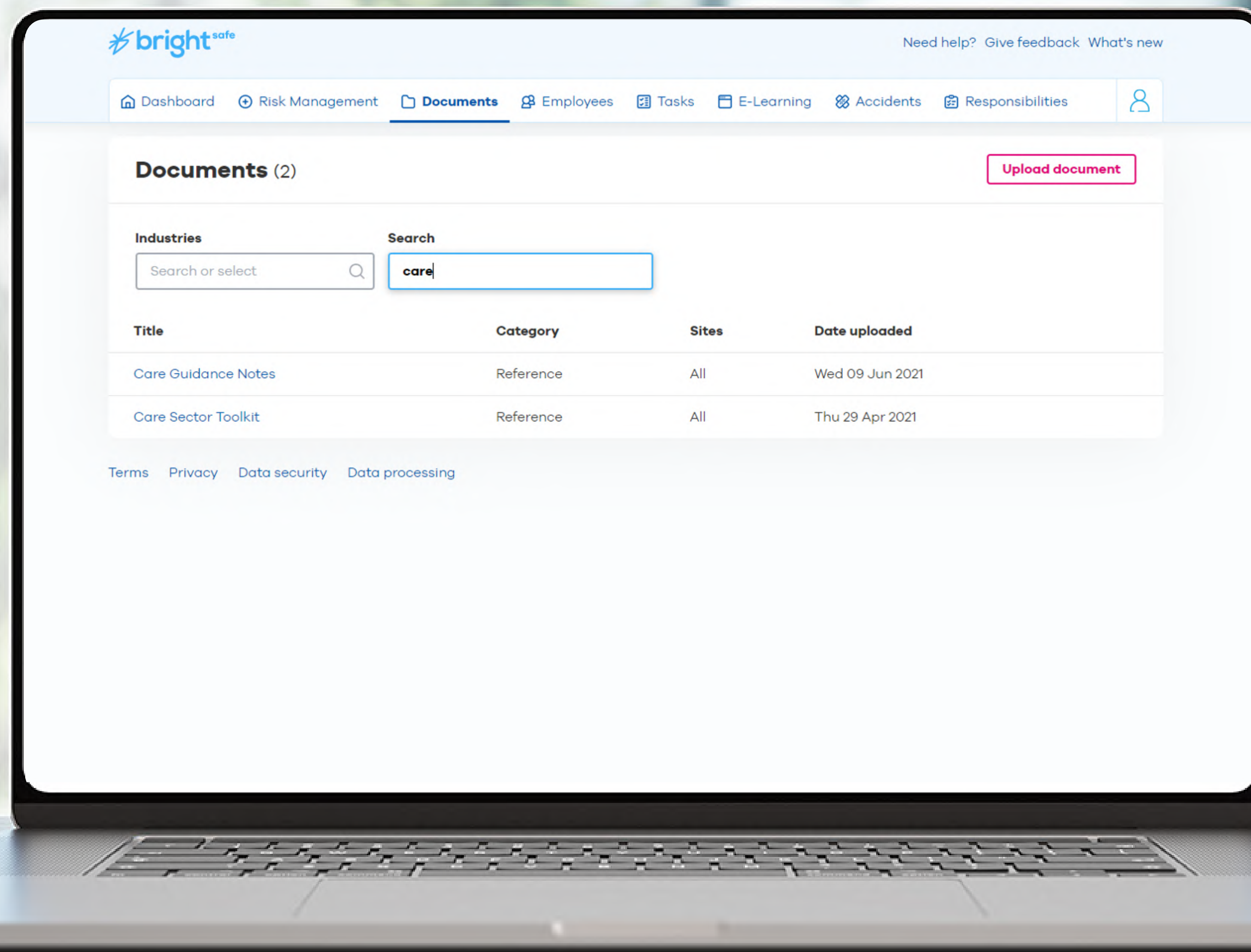


4

And it doesn't stop there...

Because you also have a suite of CQC and care related documents prepared for you.

Please select 'Documents' and type 'Care' into the search bar, the 'care sector toolkit' contains nearly 300 documents ready for you to use.





0800 028 2420  
peninsula-uk.com  
Peninsula, Victoria Place, Manchester, M4 4FB

